

# Cancer Care in Times of COVID

Louise Bedard, MOQC

Nicole Timmerman, MOQC

# Goals for Today

1. Outline major changes in practice settings
2. Discuss implications (good, not so good)
3. Identify where do we go from here?
4. How can MOQC help?

# Let's Chat

- Think back to this time last year . . .
- What has changed . . .



## Practice

- Kept seeing patients and saw other pts
- T/h – depends on situation (+ or -)
- Connect with family and do chemo teaches
- Can connect with family with T/H
- COVID screening versus visitor tracking
- Symptom tracking



## Patients

- Telehealth- patient (-)
- Change in care (-)
- Identifying right pts (T/H)
- Thankful due to availability of in person care
- Liked due to weather (T/H)
- Down play symptoms – had COVID symptoms ; patients did not want to come in for care – with approved visitors



## Physician/Team

- Telehealth – to learn
- Telehealth - +ve
- Uplifted by patients

# Implications



# Implications



Virus control but waves  
Vaccination effective but . . .  
Continue to treat patients with cancer & COVID  
Virtual visits will be reimbursed  
Patients not dying of COVID



Anxious of in-person care  
Isolation and job loss  
Grief rituals & support gone  
Vaccine effective but for how long?  
Delays & disparities in care continue and heightened by COVID



Volume of virtual visits to be determined  
Source of virus under investigation  
Long haulers – survivors of COVID, treated for symptoms  
Will we really start to address care disparities and delays in care?  
Impact of statistics  
Vaccine implications

# Where Do We Go from Here?



## KNOW

- Triaging
- Telehealth visits
- Getting vaccines

## GOOD GUESS

- Clear direction on vaccine
- Timing of vaccine with cancer patients
- Individuals on chemo – when / when get vaccine? (Kamanos) – literature or logistics – scheduled vaccine?
- When vaccinated, visitor policy change
- Policy of dying patients – with vaccination or not

## CLUELESS

- Policies and procedures from the CDC, State – practices have to follow as we are part of a larger community
- Policies and procedures from vaccine developers; our own experts are dependent on Pfizer etc.
- Where our practices are struggling and are frustrated is that there is much we do not know and the vaccine developers do not know because the vaccines were not tested on our populations

# Where Can MOQC Help?

- Advocate (BCBSM)
- Build/Find (Resources)
- Communicate (What is Pertinent)
- Send in ideas – MOQC will push out a short list of ideas that we will ask you to determine if we should spend time on



# Helpful Sites – COVID & Cancer

- <https://www.cancercare.org/coronavirus>
- <https://www.vitaltalk.org/covid-resources/>
- <https://gildasclubgr.org/virtual-clubhouse-happenings/>

# 2021 Regional Meetings

A physician per practice must attend each meeting

Region	Spring Meetings 6-8pm	Fall Meetings 6-8pm
<b>Metro East</b>	Wednesday March 31	Wednesday October 27
<b>LMOR</b>	Monday April 5	Monday November 1
<b>WOW</b>	Wednesday April 14	Wednesday November 10
<b>CMG</b>	Monday April 19	Monday November 15
<b>Superior West</b>	Wednesday April 28	Wednesday October 13
<b>Superior East</b>	Thursday April 29	Thursday October 14

# Upcoming Biannual Meetings

MOQC BIENNIAL MEETINGS& 2021 & 2022		
Friday, June 18, 2021	H Hotel	<b>Midland</b>
Friday, January 21, 2022	Inn at St. John's	<b>Plymouth</b>
Friday, June 17, 2022	TBD	<b>Lansing</b>

A physician per practice must attend one meeting each calendar year

Locations and dates subject to change

# Gyn Oncology Practices - 2021

Saturday  
April 10  
9am – 1pm

Virtual

Saturday  
October 9\*  
9am – 1pm

TBD

\*date may change with  
Michigan and Michigan  
State football schedules

# Order MOQC Resources On Line

## Printed Resources

1 Select Printed Resources    2 Add Logo (optional)    3 Enter Contact Information

Click on a category to select available resources, then enter quantities at the bottom of each section.

Fertility Resources



Gynecology Oncology Resources



Herbal Resources



End of Life Resources



POQC



Sexual and Gender Minorities Resources



Tobacco Resources



Next



<https://moqc.org/resources/palliative-care/>

Palliative Care Webinars – Michael A. Smith, PharmD

Topics:

- a. End of Life Care
- b. Pain Mechanisms and Management
- c. Nausea and Vomiting Mechanisms and Management
- d. Anxiety and Depression Mechanisms and Management

The PDCM Specialty Care Management Billing for Oncology Practices webinars are now live on our Events page: <https://moqc.org/events/>

Two webinar date options:

- a. February 23: 5:00-6:00pm
- b. March 12: 12:00-1:00pm

# Closing Comments

- CME instructions are at the end of this deck
- Deck will be emailed today to everyone registered
- Email us: first initial, last name@moqc.org
- Telephone us: (734) 232-0043 or **1.866.GET.MOQC**
- See you at Spring Regional Meetings (virtual)
- Nominate yourself or someone for Steering Committee

# Continuing Education Credit – Physicians

## Create Your Account

If you have not already created a MiCME Account:

1. Go to <https://ww2.highmarksce.com/micme/>
2. Click the “Create a MiCME Account” tile at the bottom of the screen
3. Under New User? click “Create a MiCME Account”
4. Enter the Profile Information questions, confirm consent, and click “Create a MiCME Account”
5. Enter your password and complete your profile.

If you have any difficulties, email [moqc@moqc.org](mailto:moqc@moqc.org)

We will assist you and resolve any issue





# Continuing Education Credit – Physicians Claim Credit

## Steps to Claim Credits and Print a Transcript

1. Once your MiCME account has been created, navigate to your Dashboard
2. Click on *Claim Credits and View Certificates*
3. Locate '**MOQC January 2021 Biannual Meeting**' in the *Activities Available for Credit Claiming* section
4. Under Action, click on *Claim. Add Credit*
5. Enter the number of credits you are claiming and the “*I Attest*” button
6. Complete the evaluation
7. Click the *Submit* button
8. Scroll down to the *Awarded Credits* section to view or print your certificate and/or comprehensive transcript







# Continuing Education Credit – Pharmacists Claim Credit

To claim credit, either:

- Scan QR code for appropriate session(s)
- Click on links emailed after this meeting



Click on the “Register” button and follow these steps:

-  Reviewing the course learning materials.
-  Confirming information provided on registration.
-  Claiming participation in applicable credits.
-  Completing all listed evaluations and quizzes.



Keynote Presentation



State of the Consortium



Breakout: Conversation  
with Jennifer Temel



Breakout: POEM

