

Discussion with Jennifer Temel, MD

Facilitator: Jerome Seid, MD

Introduction – Jennifer Temel, MD



2021 Regional Meetings

A physician per practice must attend each meeting

Region	Spring Meetings 6-8pm	Fall Meetings 6-8pm
Metro East	Wednesday March 31	Wednesday October 27
LMOR	Monday April 5	Monday November 1
WOW	Wednesday April 14	Wednesday November 10
CMG	Monday April 19	Monday November 15
Superior West	Wednesday April 28	Wednesday October 13
Superior East	Thursday April 29	Thursday October 14

Upcoming Biannual Meetings

MOQC BIENNIAL MEETINGS & 2021 & 2022		
Friday, June 18, 2021	H Hotel	Midland
Friday, January 21, 2022	Inn at St. John's	Plymouth
Friday, June 17, 2022	TBD	Lansing

A physician per practice must attend one meeting each calendar year

Locations and dates subject to change

Gyn Oncology Practices - 2021

Saturday
April 10
9am – 1pm

Virtual

Saturday
October 9*
9am – 1pm

TBD

*date may change with
Michigan and Michigan
State football schedules

Order MOQC Resources On Line

Printed Resources

1 Select Printed Resources 2 Add Logo (optional) 3 Enter Contact Information

Click on a category to select available resources, then enter quantities at the bottom of each section.

Fertility Resources



Gynecology Oncology Resources



Herbal Resources



End of Life Resources



POQC



Sexual and Gender Minorities Resources



Tobacco Resources



Next



<https://moqc.org/resources/palliative-care/>

Palliative Care Webinars – Michael A. Smith, PharmD

Topics:

- a. End of Life Care
- b. Pain Mechanisms and Management
- c. Nausea and Vomiting Mechanisms and Management
- d. Anxiety and Depression Mechanisms and Management

The PDCM Specialty Care Management Billing for Oncology Practices webinars are now live on our Events page: <https://moqc.org/events/>

Two webinar date options:

- a. February 23: 5:00-6:00pm
- b. March 12: 12:00-1:00pm

Closing Comments

- CME instructions are at the end of this deck
- Deck will be emailed today to everyone registered
- Email us: first initial, last name@moqc.org
- Telephone us: (734) 232-0043 or **1.866.GET.MOQC**
- See you at Spring Regional Meetings (virtual)
- Nominate yourself or someone for Steering Committee

Continuing Education Credit – Physicians

Create Your Account

If you have not already created a MiCME Account:

1. Go to <https://ww2.highmarksce.com/micme/>
2. Click the “Create a MiCME Account” tile at the bottom of the screen
3. Under New User? click “Create a MiCME Account”
4. Enter the Profile Information questions, confirm consent, and click “Create a MiCME Account”
5. Enter your password and complete your profile.

If you have any difficulties, email moqc@moqc.org
We will assist you and resolve any issue



Continuing Education Credit – Physicians Claim Credit

Steps to Claim Credits and Print a Transcript

1. Once your MiCME account has been created, navigate to your Dashboard
2. Click on *Claim Credits and View Certificates*
3. Locate '**MOQC January 2021 Biannual Meeting**' in the *Activities Available for Credit Claiming* section
4. Under Action, click on *Claim. Add Credit*
5. Enter the number of credits you are claiming and the “*I Attest*” button
6. Complete the evaluation
7. Click the *Submit* button
8. Scroll down to the *Awarded Credits* section to view or print your certificate and/or comprehensive transcript







Continuing Education Credit – Pharmacists Claim Credit

To claim credit, either:

- Scan QR code for appropriate session(s)
- Click on links emailed after this meeting



Click on the “Register” button and follow these steps:

-  Reviewing the course learning materials.
-  Confirming information provided on registration.
-  Claiming participation in applicable credits.
-  Completing all listed evaluations and quizzes.



Keynote Presentation



State of the Consortium



Breakout: Conversation
with Jennifer Temel



Breakout: POEM

